


Project Name:	Notes:	Date:	Type:
---------------	--------	-------	-------

DESCRIPTION

The CBT24-MCT series is wattage and color tunable, and can be p CCT of 3500K, 4000K, or 5000K, eliminating the worry of ordering the correct color temperature or wattage!

Ideal use for office spaces , walkways, schools/campuses, shopping centers, hospitality and health care industry.



CONSTRUCTION

Constructed of one-piece ribbed unitized housing and corners that interlock, preventing damage to luminaire. All sides and corners are turned in and hemmed, removing sharp edges for safe handling and installation.

ELECTRICAL

Luminaire is built with the highest quality 100-277VAC drivers.

OPTICAL SYSTEM

Designed to reduce glare and improve light distribution through precision formed lens optics.

DIMMING

Continuous dimming (0-10V) comes standard.

ENERGY SAVINGS

Over 50% energy savings than traditionally fluorescent fixtures, low heat productions requires less maintenance and operation cost.

LISTING

ETL Listed, FCC, RoHS, CE, DLC Premium Listed, With LM79 & LM80

WARRANTY

5 Years Limited Warranty, Rated for 100,000 hours
(See Warranty documentation for details).

TECHNICAL SPECIFICATION

WATTAGE	30W/40W/50W
LUMENS	3,800 (30W), 5,070 (40W), 6,335 (50W)
EFFICACY	126+ lm/W
CURRENT	0.417A (120V 50W), (0.181A (277V 50W)
VOLTAGE	AC100-277V
POWER FREQUENCY	50/60 Hz
CCT	3500K/4000K/5000K Switchable
CRI	Ra>80
BEAM ANGLE	120°
WORKING TEMP.	-40°F ~ 122°F
STORAGE TEMP.	-40°F ~ 158°F
IP RATING	IP44 Suitable for damp locations
DIMMABLE	0-10V dimming
POWER FACTOR	>0.9
THD	≤20%
WARRANTY	5 year limited


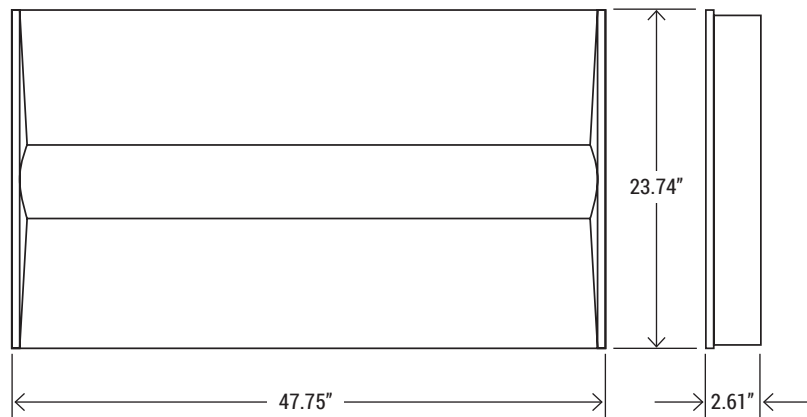


MODEL NUMBER(S)

MODEL#	WATTS	LUMENS	LM/WATT	CCT	CRI	VOLTAGE
CBT24-MCT (30W Mode)	30W	3,800 Lm	126+	3500K/4000K/5000K	>80	AC 100/277V
CBT24-MCT (40W Mode)	40W	5,070 Lm				
CBT24-MCT (50W Mode)	50W	6,335 Lm				

Project Name:	Notes:	Date:	Type:
---------------	--------	-------	-------

DIMENSION



Easily flip the switch for desired Wattage and CCT.

OPTIONS

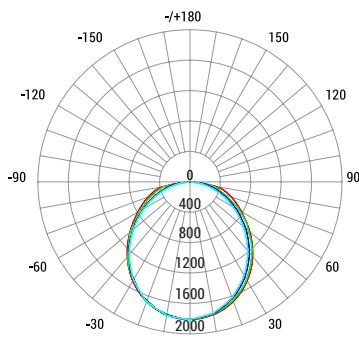


EMB-15W / EMB-30W
LED Emergency Driver

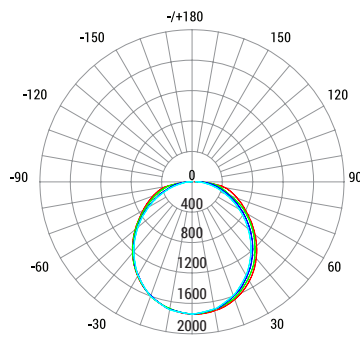


CBT-MMS
Microwave Bi-Level Motion Sensor
for Center Basket Troffer

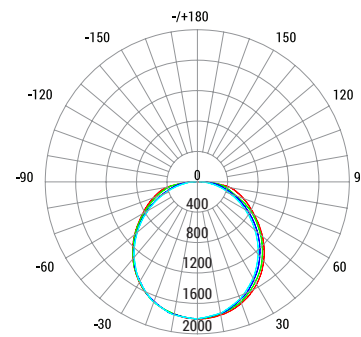
PHOTOMETRY



Average Beam Angle (50%) : 107.0 degree
(40W @ 3500K)



Average Beam Angle (50%) : 106.9 degree
(40W @ 4000K)



Average Beam Angle (50%) : 106.7 degree
(40W @ 5000K)