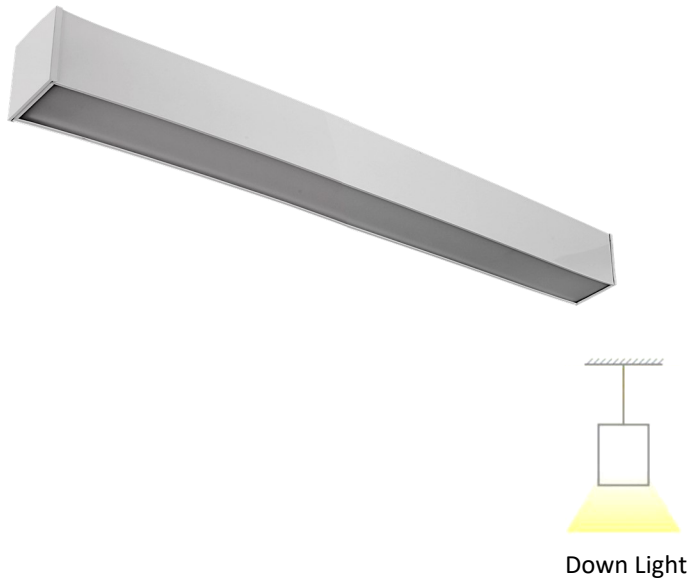


JOB NAME: _____

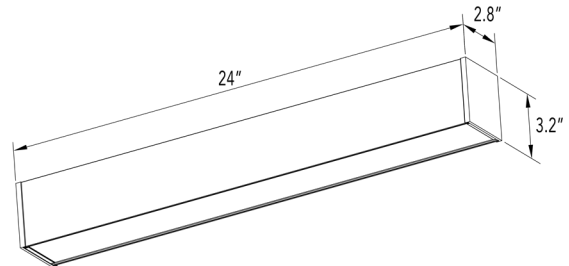
DATE: _____

TYPE: _____



DIMENSIONS:

24"(L) x 2.8"(W) x 3.2"(H)



LED ARCHITECTURAL SUPENDED COMMERCIAL LIGHTS (2FT.)

Ideal for hotel, offices, retail outlets, restaurant, parking garages, storage room, conference room, education facilities and more.

ELECTRICAL SPECIFICATIONS:

- Voltage: 100-277VAC 50/60Hz
- Wattage: 25W
- Power factor: >0.95
- Efficacy: 114 - 120 LM/W

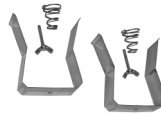
HOUSING SPECIFICATIONS:

- White, Aluminum
- Surface Mounting Hardware & Coupling Clip for Tandem Installation included (Not shown)
- Operating temperature: -13°F ~ 115°F
- Lifespan: 100,000 Hours
- IP rating: IP20

CERTIFICATIONS: UL, DLC



OPTIONAL ACCESSORIES:



LSPD-RMK



LLED-PC6FT



LSPD-SMK

MODEL	DESCRIPTION
LSPD-SMK	Adjustable 6 Ft. Suspension Kit Select a single-Connector Key Hole Set (Not Included)
LLED-PC6FT	6Ft. Cord SJTW 18 AWG 5-Conductor (Not Included)
LSPD-RMK	Recessed Mounting Kit (Not Included)

LIGHTING SPECIFICATIONS:

- Dimming: 0~10V dimmable
- Lens: Frosted Polycarbonate
- Total lumens: 2850LM - 3000LM
- Color temperature: 5000K/4000K/3500K
- Color rendering index: >80

WARRANTY: 5 years