

NB1 SERIES OUTDOOR LIGHTING

NB115-K-30K-D

NB115-K-50K-D



Selection:

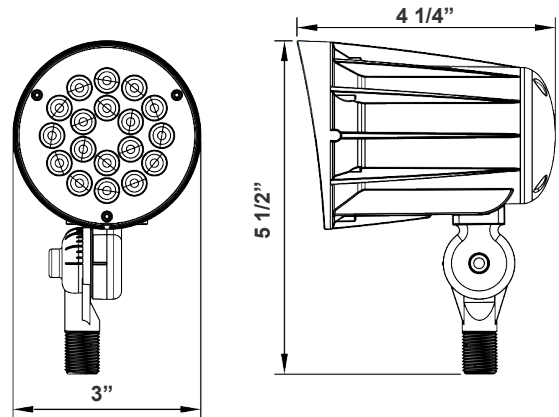


Customer Name: _____

Project Name: _____

Note: _____

Type: _____



5 1/2"(H) x 3"(W) x 4 1/4"(D)

Ideal for general site lighting, alleys, loading docks, doorway, pathway, and parking areas. Great for use with motion sensors and another instant on/off controls.

Features

- Die-cast Aluminum Housing with Powder Coat Finish (Dark Bronze)
- 1/2" Threaded Knuckle Stem
- 7-Year Warranty
- Lens Type: Plaid Tempered Glass + Aluminum Reflectors

Technical Specifications

Electrical:

- Voltage: 120-277V
- Power Factor: >0.9
- Wattage: 15W
- Efficacy: 126 LPW

Mechanical:

- Die-cast Aluminum Housing with Powder Coat Finish (Dark Bronze)
- Cord type: 18" SJTW 18/3 AWG cable
- 1/2" Threaded Knuckle Stem
- Operating Temperature: -40°F to 104°F
- IP Rating: IP65
- Suitable for Wet Locations
- 7-Year Warranty

Lighting:

- Dimming: 0-10V Dimming
- Lens Type: Plaid Tempered Glass + Aluminum Reflectors
- LED: Philips LUMILEDs
- Total Lumens: 1900 LM
- Color Temperatures: 3000K / 5000K
- Color Rendering Index: CRI ≥ 80
- Beam Angle: 35°
- Lifespan: 100,000 Hrs.

Applications:

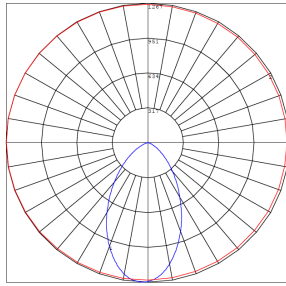
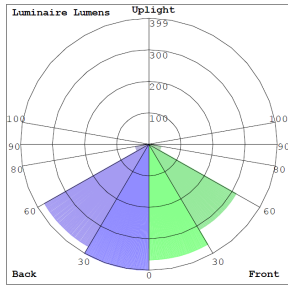
- Ideal for general site lighting, alleys, loading docks, doorway, pathway, and parking areas. Great for use with motion sensors and another instant on/off controls.

Other Models:

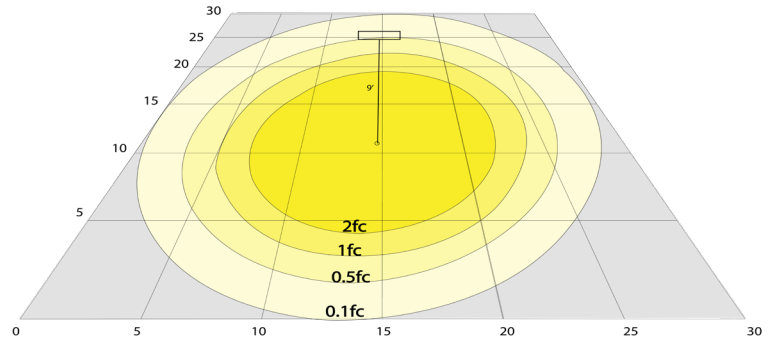
- 28W | 3500LM | NB128-K-30K-D
- 28W | 3500LM | NB128-K-50K-D
- 42W | 5200LM | NB142-K-30K-D
- 42W | 5200LM | NB142-K-50K-D



Photometrics: NB115-K



BUG Rating: B1-U1-G0



15W 3000K, Area 30'x 30' Mounting Height: 9'

Other Views:



Side View



Front View



Back View

Performance Table: NB115-K

| MODEL NO. | Wattage | Voltage | Lumens | Color Temp. | BUG Rating | LPW |
|---------------|---------|----------|--------|-------------|------------|-----|
| NB115-K-30K-D | 15W | 120-277V | 1900LM | 3000K | B1-U1-G0 | 126 |
| NB115-K-50K-D | 15W | 120-277V | 1900LM | 5000K | B1-U1-G0 | 126 |

Sample Ordering

| Model | Watt | Color Temp. | Dimming | Mounting |
|----------------------------|------|-------------|---------|----------|
| NB1 | 15 | 30K | D | KN |
| 30K = 3000K 50K = 5000K | | | | |

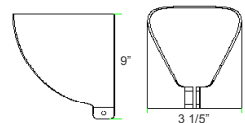
ACCESSORY:

Blank = No Option For Accessories
FL-SH1 = Rotatable Shroud with Set Screw Fits NB115-K, NB206

ACCESSORIES:



NB-SHLD1
Fits NB115-K, NB206



NB-SHLD1
9" x 3 1/5"